

FEATURES

- DIN rail mount
- DIN module size
- 15 minutes interval setting (Daily)
- 2 hours interval setting (Weekly)
- Power supply indication LED lamp
- 3 state terminal (COM-NO-NC)
- Metal setting pin
- ON-OFF-AUTO switch
- EN50178, DIN57633 conformed

APPLICATIONS

- Lighting Fixture
- Sign board
- Factory facility
- Vending machines

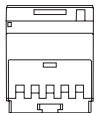
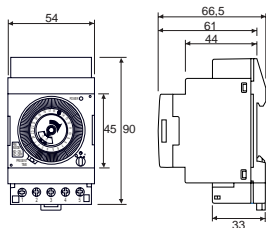


PRODUCT TYPES

Model No.	Product name	Rated voltage	Power failure backup
TB5560187	Analogue type daily TIME SWITCH (with power failure backup)	220-240VAC	300 hours
TB5630187	Analogue type weekly TIME SWITCH (with power failure backup)	220-240VAC	300 hours
TB5590185	Analogue type daily TIME SWITCH	230VAC	—
TB5640185	Analogue type weekly TIME SWITCH	230VAC	—

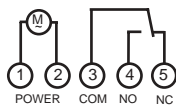
DIMENSIONS

- TB5560187



CIRCUIT DIAGRAM

- TB6110187 <1 Circuit type>



SPECIFICATIONS

Model No.	TB5560187	TB5630187	TB5590185	TB5640185
Program Cycle	Daily Type	Weekly Type	Daily Type	Weekly Type
Driving Method	Quartz motor		AC synchronous motor	
Rated Voltage	220-240V AC		230V AC	
Allowable Operating Voltage	-15% to + 10% of rated voltage			
Rated Frequency	50-60Hz		50Hz	
Power Consumption	2W		2W	
Time Indication	Daily dial	Weekly dial	Daily dial	Weekly dial
Power Supply Indicator	Green LED		Red LED	
Number of Circuit	1-circuit			
Circuit Configuration	Separated Circuit (NO voltage-applied contact output)			
Contact Configuration	Single Pole, Double-through (—);μ-gap			
Manual ON/OFF	with ON-AUTO-OFF Switch			
Switching Capacity				
Resistive Load (cosφ=1)	250V AC 16A			
Inductive Load (cosφ=0.6)	250V AC 3A			
Setting System	Built-in Pin Setting (inside: ON, Outside: OFF)			
Minimum Setting Unit	15 minutes	2 hours	15 minutes	2 hours
Minimum Setting Interval	15 minutes	2 hours	15 minutes	2 hours
Number of Operation	96/Day	84/Week	96/Day	84/Week
Running Reserve	300 hours at 20°C (Ni-Cd battery built-in)		---	
Charging Time	about 72 hours		---	
Time Accuracy	±15 sec/month(at 25°C)		Same as AC frequency	
Working Ambient Temperature	-20°C~+55°C			
Working Ambient Humidity	-85%RH or less			
Degree of Protection	IP 20 as per EN60529			
Protection Class	Class II as per EN60335-1 if installed as directed			
Pollution Degree	2			
Over Voltage Category	III			
Wiring Terminal Capacity	1~2.5mm ²			
Weight	160g		160g	
Option Parts	TB55603777 / Terminal Cover			

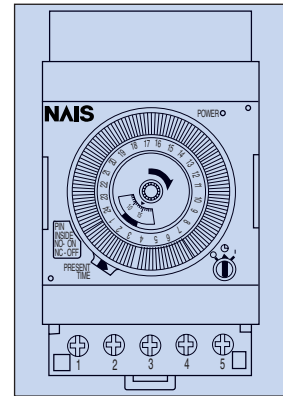
SAFETY INSTRUCTIONS

1. All operations serving transport, installation, commissioning, troubleshooting and maintenance are to be carried out by skilled technical personnel in accordance with the relevant safety regulations and standards.
2. Avoid using the time switch except for the environment condition shown in specifications. Indoor use only.
3. Load capacity differs, depending on the type of load. (See specifications).
4. Protect the circuit with a fuse or breaker at the power supply, in accordance with the relevant regulations.
5. Synchronous motor type (TB559~TB564) are not provided with running reserve function. When the time error occurs due to power failure, readjust the present time.
6. Make wiring connections, using insulated wire (1,0 to 2,5 mm²). Flexible codes conductors 1,0 to 2,5mm². Fixed wiring conductors 1,5 to 2,5mm².
7. After wiring, check that wiring connections are all correct.

PARTS IDENTIFICATION

* The figure shows TB556 series

- ① Power supply indication lamp.
Quartz motor type: GREEN
Synchronous motor type: RED
- ② Time adjust knob.
- ③ Setting pin.
- ④ ON-AUTO-OFF switch
- ⑤ Main dial.
24 hour dial (TB556 · TB559)
1 week dial (TB563 · TB564)
- ⑥ Sub-dial
60 min dial (TB556 · TB559)
24 hour dial (TB563 · TB564)
- ⑦ Present time index.
- ⑧ DIN rail fixture.



OPERATING INSTRUCTIONS

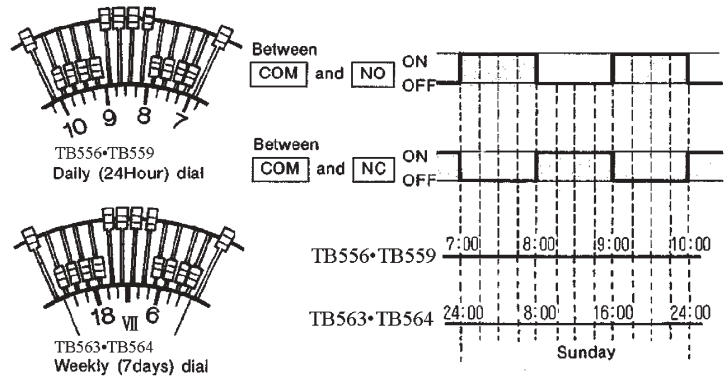
1. Set all setting pins to the outside of the dial.
2. Set the pins to the inside of dial, corresponding to the period when the „ON“ function is required.

• **CAUTION:**

During this operation, do not operate the setting pins located near the present time index. Before operating these pins, turn the Time adjust knob to move them away of the present time.

• **Example:**

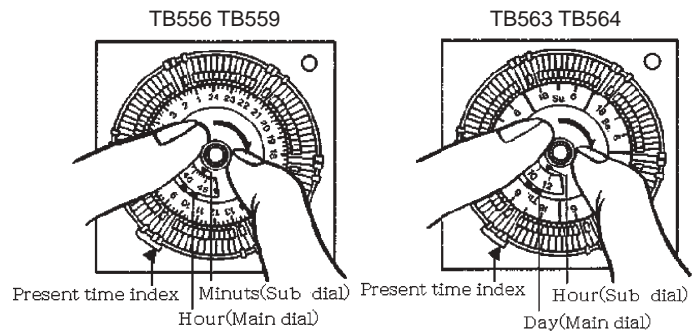
The time chart corresponding to the pin setting is shown below.



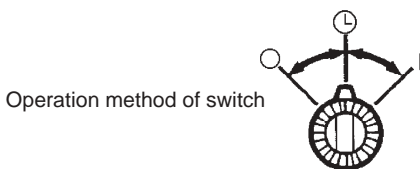
3. Adjust the present time.
Turn the Time adjust knob in the arrow direction.

• **CAUTION:**

Unnecessary reverse rotation results in malfunctions.



4. Set the ON-AUTO-OFF switch.
The load can be turned ON and OFF independent of the program by operating the ON-AUTO-OFF switch.



	Between COM and NO	Between COM and NC
	Permanently ON	Permanently OFF
	Permanently OFF	Permanently ON
	Program setting	

5. Charging Battery (TB556 · TB563)

- Supply AC power to the time switch. The battery will be automatically recharged.
- If the battery is charged for 3 days, 300-hour power failure will be backed-up.
(When it is charged for one hour, approx. 4-hour power failure will be compensated for.)
- Frequent power failure and long-power failure exceeding the compensation time will shorten the battery life.

• Quartz motor type (TB556 · TB563) contains Nickel-Cadmium battery. The battery must be recycled or disposed of properly.



North America	Europe	Asia Pacific	China	Japan
Aromat Corporation	Matsushita Electric Works	Matsushita Electric Works	Matsushita Electric Works	Matsushita Electric Works, Ltd. Automation Controls Group

Matsushita Electric Works

Please contact our Global Sales Companies in:

Europe		
▶ Europe	Matsushita Electric Works (Europe) AG	Rudolf-Diesel-Ring 2, D-83607 Holzkirchen, Tel. (08024) 648-0, Fax (08024) 648-111, www.mew-europe.com
▶ Austria	Matsushita Electric Works Austria GmbH	Josef Madersperger Straße 2, A-2362 Biedermannsdorf, Tel. (02236) 26846, Fax (02236) 46133, www.matsushita.at
▶ Benelux	Matsushita Electric Works Benelux B.V.	De Rijn 4, (Postbus 211), 5684 PJ Best, (5680 AE Best), Netherlands, Tel. (0499) 372727, Fax (0499) 372185, www.matsushita.nl , www.matsushita.be
▶ France	Matsushita Electric Works France S.A.R.L.	B.P. 44, F-91371 Verrières le Buisson CEDEX, Tél. 01 60135757, Fax 01 60135758, www.matsushita-france.fr
▶ Germany	Matsushita Electric Works Deutschland GmbH	Rudolf-Diesel-Ring 2, D-83607 Holzkirchen, Tel. (08024) 648-0, Fax (08024) 648-555, www.matsushita.de
▶ Ireland	Matsushita Electric Works UK Ltd.	Irish Branch Office, Waverley, Old Naas Road, Bluebell, Dublin 12, Republic of Ireland, Tel: (01) 4600969, Fax: (01) 4601131, www.matsushita.ie
▶ Italy	Matsushita Electric Works Italia s.r.l.	Via del Commercio 3-5 (Z.I. Ferlina), I-37012 Bussolengo (VR), Tel. (045) 6752711, Fax (045) 6700444, http://www.matsushita.it
▶ Portugal	Matsushita Electric Works España S.A.	Portuguese Branch Office, Avda 25 de Abril, Edificio Alvorada 5ºE, 2750-512 Cascais, Portugal, Tel. (21) 4828266, Fax (21) 4827421
▶ Scandinavia	Matsushita Electric Works Scandinavia AB	Sjöängsvägen 10, 19272 Sollentuna, Sweden, Tel. (08) 59476680, Fax (08) 59476690, www.matsushita.se
▶ Spain	Matsushita Electric Works España S.A.	Parque Empresarial Barajas, San Severo 20, E-28042 Madrid, Tel. (91) 3293875, Fax (91) 3292976, www.matsushita.es
▶ Switzerland	Matsushita Electric Works Schweiz AG	Grundstrasse 8, CH-6343 Rotkreuz, Tel. (041) 7997050, Fax (041) 7997055, www.matsushita.ch
▶ United Kingdom	Matsushita Electric Works UK Ltd.	Sunrise Parkway, Linford Wood East, Milton Keynes, MK14 6LF, England, Tel. (01908) 231555, Fax (01908) 231599, www.matsushita.co.uk
North & South America		
▶ USA	Aromat Corporation Head Office USA	629 Central Avenue, New Providence, N.J. 07974, Tel. 1-908-464-3550, Fax 1-908-464-8513, www.aromat.com
Asia		
▶ China	Matsushita Electric Works Ltd. China Office	2013, Beijing Fortune, Building No. 5, Dong San Huan Bei Lu, Chaoyang District, Beijing, Tel. 86-10-6590-8646, Fax 86-10-6590-8647
▶ Hong Kong	Matsushita Electric Works Ltd. Hong Kong	Rm1601, 16/F, Tower 2, The Gateway, 25 Canton Road, Tsimshatsui, Kowloon, Hong Kong, Tel. (852) 2956-3118, Fax (852) 2956-0398
▶ Japan	Matsushita Electric Works Ltd.	1048 Kadoma, Kadoma-shi, Osaka 571-8686, Japan, Tel. 06-6908-1050, Fax 06-6908-5781, www.mew.co.jp/e-acg/
▶ Singapore	Matsushita Electric Works (Asia Pacific) Pte. Ltd.	101 Thomson Road, #25-03/05, United Square, Singapore 307591, Tel. (65) 6255-5473, Fax (65) 6253-5689